

The Egyptian Mau

The Spotted Cat with
Gooseberry Green Eyes



© Jim Child



© Chanan

The Egyptian Mau - Head

- 20 points overall
- Slightly rounded wedge without flat planes
- Medium in length
- Not full-cheeked
- Allowance should be made for jowls in adult males

The Egyptian Mau - Muzzle

■ 5 points

- Flows into existing wedge of the head
- Neither Short, nor pointed
- Chin should be firm, not receding, or protruding
- Think clean and elegant

Head - Muzzle

Pinched & Boxy



Head -Muzzle Pointed & Short



Head - Muzzle

GOOD

- Make sure to feel for muzzle - high cheekbones will deceive the eye



The Egyptian Mau - Profile

- Shows a gentle contour with slight rise from bridge of the nose to the forehead
- Chin should be firm - not weak or protruding

Head - Profile

Good



Too Straight



Head - Profile

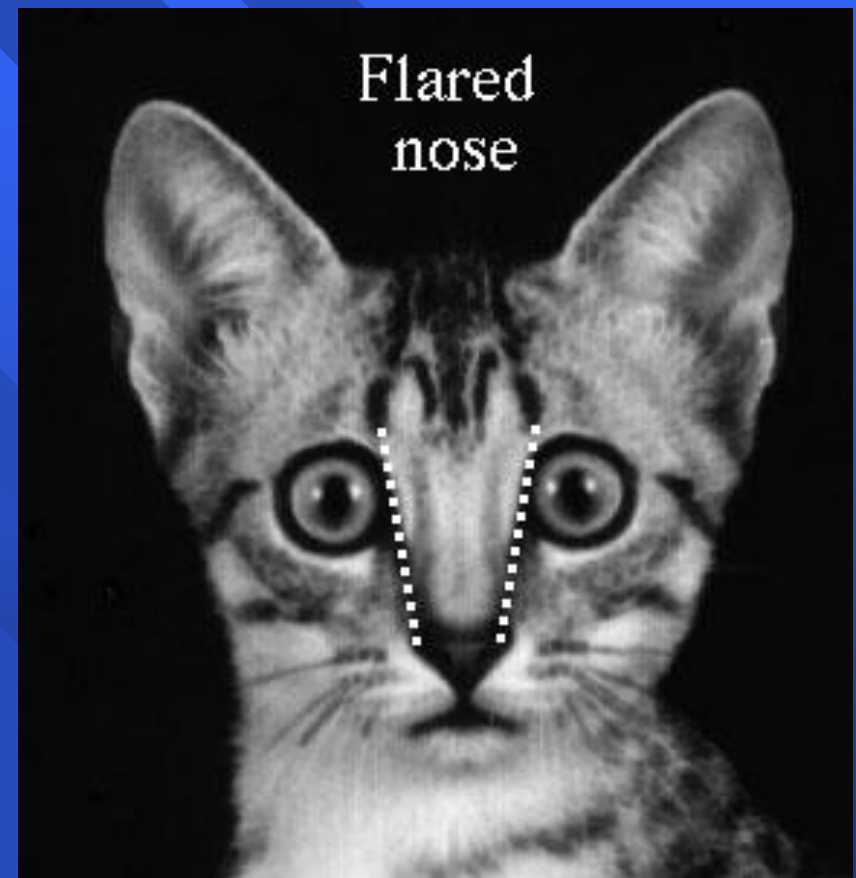

Good - slight rise



Head - Nose


- Entire length of nose should be even in width when viewed from the front
- look for parallel lines.... and don't be fooled by markings...

Parallel Nose Width



- Even width of nose when viewed from the front
- Not flared like on right

Head - nose

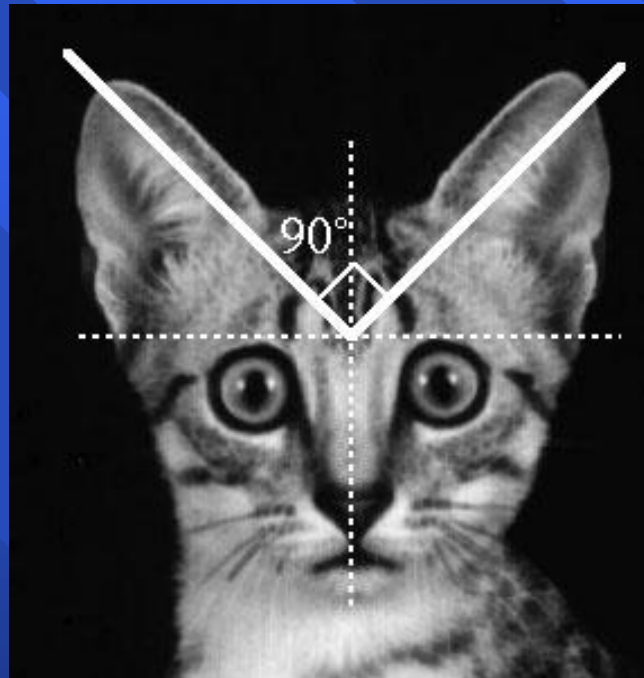


The Egyptian Mau - Ears

■ 5 points

- Medium to large
- Alert and moderately pointed
- Continue the planes of the head
- Broad at base
- Slightly flared with ample width between them
- May be tufted

Head - Ears - proper angle



- Location of proper flare -90 degree angle from middle of nose

Ears

Too upright - break wedge



Ears


Too small & Too Flared



Ears

Good


Not



The Egyptian Mau - Eyes

- Shape - 5 points. Color 10 points: total 15
 - Large and alert
 - Almond shaped
 - Slight slant toward ears
 - Neither round, nor oriental
 - Color: Gooseberry green (light green)
 - Amber cast is acceptable in cats under 1.5 years of age

Head: Eyes - slant toward outer
base of ear



Eyes - Shape

Too Round & Too Oriental



Eyes - Shape

Close set & Small



Eyes - Shape

Good - Large & Alert



Head - Summary

- The typical Mau head exhibits a “worried expression” - Or, as some have put it - “Did I miss the Bus?” look
- All the components of a good head contribute to this specifically the brow line and the parallel nose



The Egyptian Mau - Body: Torso


■ 10 points

- Well balanced physically as well as temperamentally
- Medium long and graceful
- Well developed muscular strength
- Well-balanced
- Allowance to be made for muscular necks and shoulders in adult males

Body - Well Developed Muscles



Body - Medium Long & Graceful



Body

Clunky - the Mau should have long graceful legs



The Egyptian Mau - Body:

■ Legs & feet -10 points

- In proportion to body
- Dainty feet, slightly oval, almost round in shape
- Tip-toe appearance when standing upright
- Five toes in front, four in back

Body - Feet

Small & Dainty & Slightly Clunky



Body

Tippy Toe Stance



The Egyptian Mau - Body: Tail



■ 5 points

- Medium long
- Thick at base
- Slight taper

The Egyptian Mau - Pattern

- Tail - markings
 - Dorsal stripe should continue along top of tail to tip
 - Tail heavily banded with a dark tip

Pattern - Tail Medium long, thick
at base with slight taper
Dorsal Stripe & Banding



The Egyptian Mau - Coat

■ Texture and length: 5 points

- Hair is Medium in length
- Lustrous Sheen
- Silver & bronze: dense and resilient
- Accommodates two or more bands of ticking
- Smoke: silky and fine

The Egyptian Mau - Coat

■ Length


- Medium is relative
- The key is ticking - at least with silver and bronze
- Look for resiliency But it won't snap like an Aby's...
- Don't expect the spots to go all the way down the hair shaft
- Look for shine/sheen

The Egyptian Mau - Pattern


■ Spine lines...

- Frown marks form lines between the ears that continue down the back of the neck and onto the spine
- Spine lines should ideally break into elongated spots along spine
- Triple spine lines
- Broken spine line

Spine lines Unbroken



Spine Lines - Triple & Broken




The Egyptian Mau - Pattern

■ 25 points total


- Randomly spotted
- Variance in size and shape
- Spots can be small or large, oblong or irregularly shaped (arrows, blotches, freckles etc..)
- Haunches and hind legs to be transition of spots and Stripes, breaking into bars on lower leg
- Belly should have vest button spots
- Size doesn't matter, shape doesn't matter and they don't have to match...But they should be distinct

Pattern - Spots Spots Spots Big & Little..... Little.... Medium



Pattern - Spots Spots Spots


Random - from small to big



The Egyptian Mau - pattern

- Genetically the Mau is a spotted tabby
- Theories abound, but current thought is Maus are one of two styles of modified tabbies:
 - » Modified Mackerel - spots will be broken, but relatively lined up
 - » Modified Classic - spots will be arranged in a seemingly random pattern that from a far may look like a bullseye
- Both are ACCEPTABLE
- Remember, spots can be any size, any shape and in any pattern - they simply must be distinct

Pattern - Spots Spots Spots Triangles & Bullseyes



Pattern - Spots

The only kind that are not acceptable... (houndstooth)




The Egyptian Mau - Pattern

■ Makeup and jewelry...


- Mascara lines - bar the cheeks
 - » First starts at corner of eye and continues around cheek
 - » Second starts at center of cheek and curves upwards
- Broken necklaces - One or more

Pattern - Broken Necklaces




Pattern - Bracelets

Transition to and unmatched



Pattern - Mascara Lines



Pattern -Belly Spots



Stripes (NO) & Buttons (YES)



The Egyptian Mau - Pattern

- Cheeks and forehead
- Cheeks barred with mascara lines
- Forehead should have characteristic “M”

Pattern - Characteristic “M”




Color - Eyes

- Gooseberry green
- Not yellow
- Or Orange
- 1.5 years to get it - look for the inner green line



Eyes - color Yellow




Eye color On the Line



Eyes - color

Good - Gooseberry GREEN



Eyes - Color



Good - Gooseberry GREEN



Color - Contrast Poor



Color - Contrast Good




The Egyptian Mau - Color

- Coat color - Silver: 15 points
 - Pale silver ground color, underside brilliant pale silver
 - Markings charcoal
 - Back of ears grayish pink, tipped in black
 - Nose leather: brick red
 - Paw pads: black

Color - Silver Tarnish

- Many silvers have tarnish on head
- Some on rear
- Some along spine line
- Some just a smidge along necklace



Color - Silver Light




Color - silver Charcoal & Dark



Colors - Variations

Silver





The Egyptian Mau - Color


■ Coat color - bronze: 15 points

- Warm coppery brown ground color, lightening to tawny buff on sides
- Undersides, creamy ivory
- Markings dark brown-black with a warm coppery undercoat
- Back of ears tawny-pink, tipped in brown-black
- Paw pads: Black or dark brown
- Nose leather: Brick red


Color - Bronze Cold



Color - Bronze Medium



Color - Bronze Warm



Colors - Variations

Bronze



The Egyptian Mau - Color

- Coat color - Smoke: 15 points
 - This is a non-agouti cat - no ticking on hairs...
 - Pale silver ground color, with all hairs to be tipped in black.
 - All markings jet black with a white to pale silver undercoat
 - Sufficient contrast against ground color for pattern to be visible
 - Nose leather: Black
 - Whiskers: Black
 - Paw pads: Black

Colors - Variations

Smoke



The Egyptian Mau - Handling

■ Mau Factoids...

- They are smart
- They are willful
- They are stubborn
- They love toys
- They like things on their terms

The Egyptian Mau - Handling

■ Do's and Don'ts

- Don't put the Mau in a death grip
- Don't challenge a Mau face to face
- Don't stick them in front of other cats
- Don't let them get too carried away with the toys
- Don't stare them directly in the eye
- Don't hold them up in the air to look at them

The Egyptian Mau - Handling

■ Do's and Don'ts

- Do use the “moveable box” - they show themselves off beautifully
- Do use toys - they'll love you for it
- Do talk to them - it makes a world of difference

Handling

Let them stand, let them stretch



Handling - keep them secure with
at least two on the floor...



Handling
Wake them gently....
A few words can make all the
difference!



Handling
Maus aren't picky - toys, ring
decorations, fingernails... They
love them all...

