

# *Cornish Rex*



## *Cornwall England*

Judges Workshop 2004- Orlando, FL

June 24<sup>th</sup>, 2004

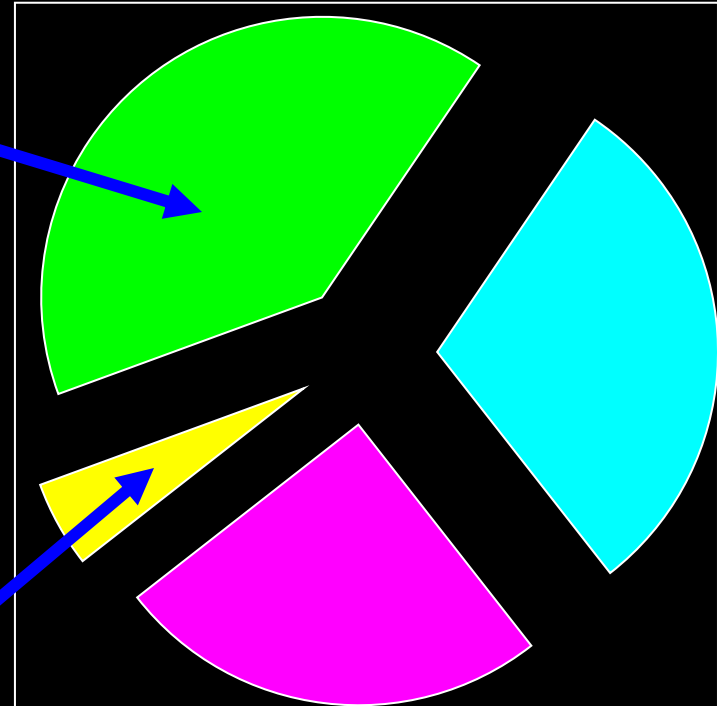
## Point Count

Coat 40 pts

Body 30 pts

Head 25 pts

Color 5 pts



Most important feature – coat, least important – color.

# *Cornish Rex (Defined)*



- The Cornish Rex is distinguished from all other breeds by its extremely soft, wavy coat and racy type. When you think of the Cornish.....think of curves. Everything about the breed is a series of curves. From the egg shaped head, arched back to tuck-up.

# *Cornish Rex (Defined)*

- “C” in Cornish= Coat, Curves and Curls
- “R” in Rex= Refinement, Racy, Roman



# Cornish Rex

Head- 25 POINTS

- Size and Shape 5 points
- Muzzle and Nose 5 points
- Eyes 5 points
- Ears 5 points
- Profile 5 points



*When judging the Cornish, you should start at 100 points and begin deducting points that you feel do not fit the standard.*

# Cornish Rex

Head- Size and Shape- 5 POINTS


- Comparatively small
- Egg shaped
- Length 1/3 greater than width
- Definite whisker break
- Oval with gently curving outline in front and in profile



**Excessive length and/or a predominance of flat planes above the eyes are incorrect in the breed and should be judged accordingly.**


# Cornish Rex

## Head- Size and Shape- 5 POINTS



Base of ear  
starts at eye  
level

- Nice Head- Egg shaped
- Proper ear size and placement
- Strong muzzle break
- Cheek bones high and prominent
- Chin strong, well developed




- Head wrong shape
- Head too round and too wide
- Head will be wider in width than length

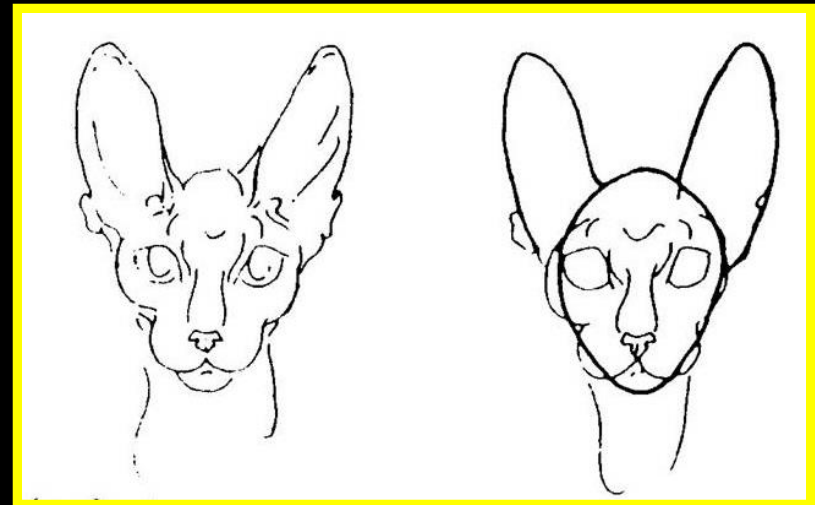


# Cornish Rex

Head- Size and Shape- 5 POINTS



- Side view showing egg shape
- Proper Length and Shape
- Roman profile
- Nose 1/3 length of head
- Again think series of curves




- Front view showing egg shape
- Strong muzzle narrowing slightly to a rounded end
- Proper width




# *Cornish Rex*

Head- Profile -5 POINTS




- Proper profile
- Proper Length and Shape
- Roman nose



- Head too long
- Flattens out profile and head

# *Cornish Rex*

Head- Profile -5 POINTS




- Proper profile
- Proper Length and Shape
- Roman nose




- Head too Short

# Cornish Rex

Head- Profile -5 POINTS




- Proper profile
- Proper Length and Shape
- Roman nose



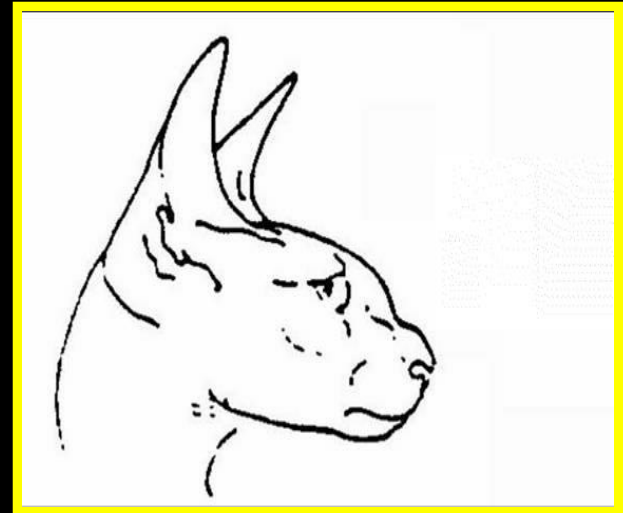
- Classic Straight profile
- More in line with FIFE Standards

# Cornish Rex

Head- Profile -5 POINTS




- Proper profile
- Proper Length and Shape
- Roman nose



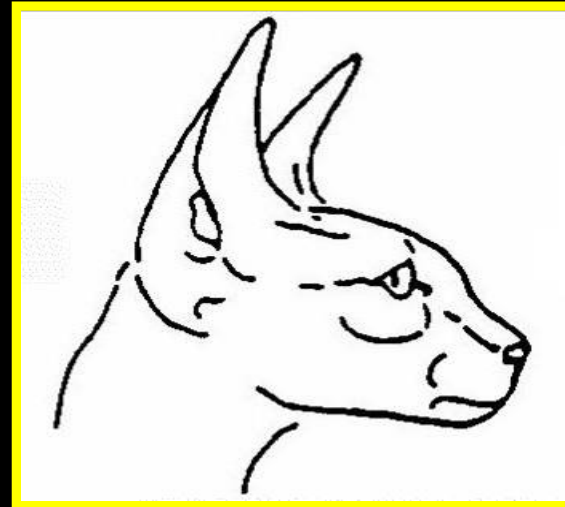
- Not a roman profile (can be misleading)
- Profile is more a “dip & bump” nose

# Cornish Rex

Head- Profile -5 POINTS



- Proper profile
- Proper Length and Shape
- Roman nose



- Again sketch depicts incorrect profile

# *Cornish Rex*


## Head- Eyes 5 POINTS

- Medium to large in size
- Oval in shape
- Slanting slightly upward
- Full eye width apart
- Color should be clear and intense




# *Cornish Rex*

Head- Ears -5 POINTS



- Correct ear shape and size
- Base of the ear starting at eye level




- Ears too small




# Cornish Rex

Head- Ears -5 POINTS



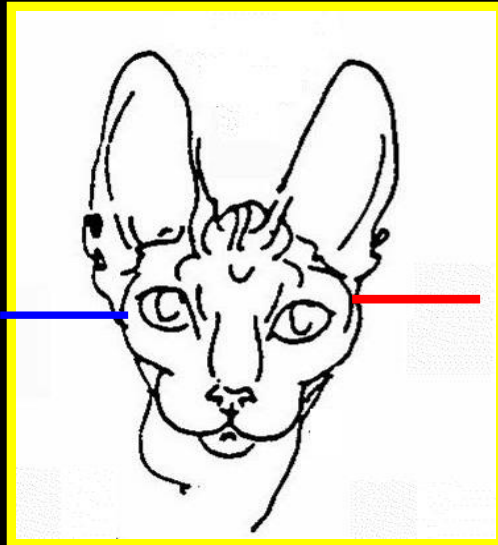
- Ears too high on the head
- Gives the appearance of “Mule Ears”




- Ears set too low
- Ears too wide at the base
- Ears set too far apart

# Cornish Rex

Head- Ears -5 POINTS



- Mule ears



- Correct ears



- Correct ears

Although the standard calls for a high ear set, they should not set on top of the head. They should start at eye level. Don't think the higher the better!

# Cornish Rex

## Body – 30 POINTS

- Size 3 points
- Torso 10 points
- Legs & Paws 5 points
- Tail 5 points
- Bone 5 points
- Neck 2 points



*When judging the Cornish, you should start at 100 points and begin deducting points that you feel do not fit the standard.*

# Cornish Rex

Body - Size- 3 POINTS

- Small to Medium
- Males proportionately larger

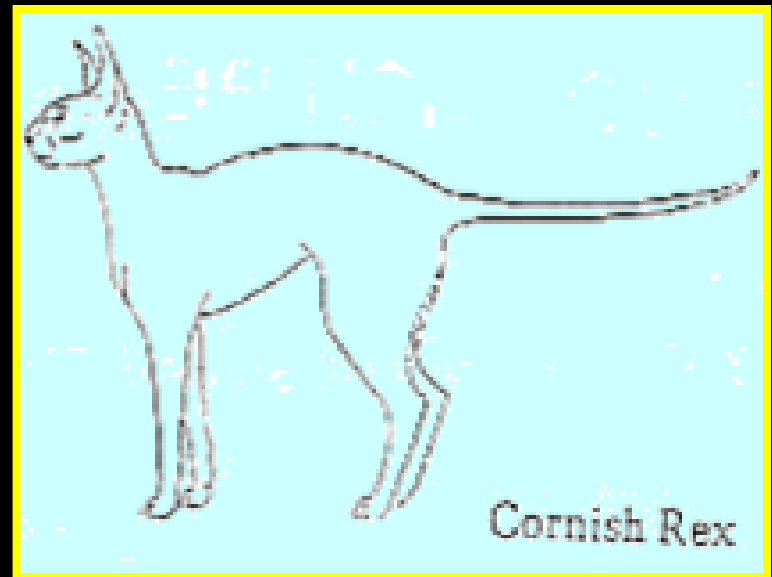


Two females

Two males

# Cornish Rex

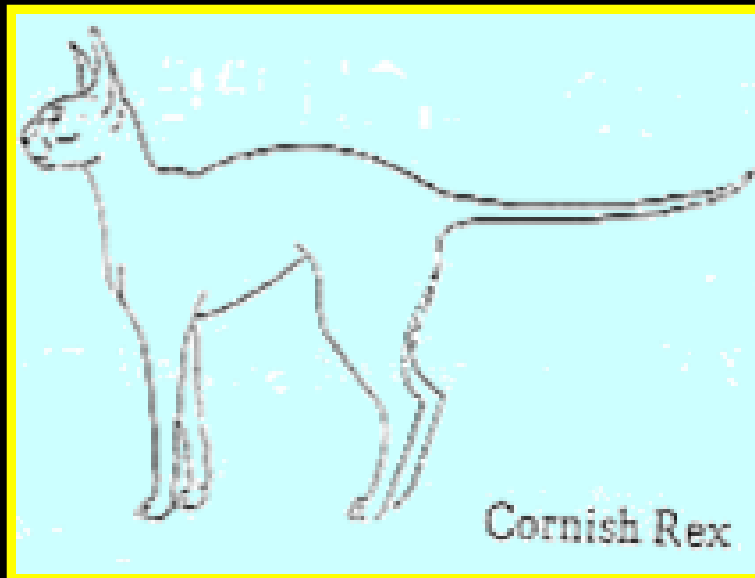
Body – Torso – 10 POINTS



- Torso long and slender, not tubular, hips are well muscled, body should feel very heavy in comparison to size.

# Cornish Rex

Body – Torso – 10 POINTS



- Back is naturally arched with lower line of the body approaching the upward curve. The arch is evident when the cat is standing naturally. Look for the tuck-up. Cornish are thicker through the chest than the flank.

# *Cornish Rex*

Body- Legs & Paws 5 POINTS

- Long and slender
- Stands high on its legs
- Dainty paws
- Slightly oval
- Toes- 5 front and 4 in back
- Thighs well-muscled, somewhat heavy in proportion to the rest of the body

When looking at the back, thighs should have the appearance of having turkey legs, because of the well-developed muscles





# *Cornish Rex*

Body : Tail= 5 points Bone= 5 Points

- Tail- long and slender
- Tail tapers at the end and is very flexible
- Boning should be fine and delicate (like a fine wine)



# Cornish Rex

Body : Neck = 2 points

- Neck is long and slender



# Cornish Rex

## Coat – 40 POINTS

- Wave, extent of wave 20 points
- Texture 10 points
- Length 5 points
- Close lying 5 points



*When judging the Cornish, you should start at 100 points and begin deducting points that you feel do not fit the standard.*

# Cornish Rex

## Coat – 40 POINTS

- Short, extremely soft, silky
- Completely free of guard hairs
- Relatively dense
- Tight, uniform marcel wave, lying close to the body and extending from the top of head across the back, sides and hips continuing to the tip of the tail
- Size and depth of wave may vary
- Fur on the undersides of the chin and on chest and abdomen is short and noticeably wavy
- Penalize for a sparse coat or bare spots !!

# *Cornish Rex*

## Color – 5 points

- Cornish Rex comes in all five recognized patterns.....  
Solid, silver , smoke, bi-color, and pointed
- They are also shown in four tabby patterns  
Classic, Mackerel, Ticked and Spotted
- Cats with no more white than a locket and/or button(s) do not qualify for the Calico or Bi-color classes.
  - Such cats shall be judged in the color class of their basic color with no penalty for such locket or button(s).
  - Sizes of such lockets or buttons can vary from cat to cat.

# *Cornish Rex*

## Penalizable Characteristics

- Sparse coats or bare spots
- Review all color and pattern descriptions for penalizable characteristics! There are nine!

# *Cornish Rex*

## Disqualifying Characteristics

- Kinked or abnormal tail
- Incorrect number of toes
- Any coarse or guard hair
- Any signs of lameness in the hindquarters
- Signs of poor health



# Cornish Rex

## Handling Tips



- Do not over handle.....
- Once you determine that the cat is not going to run off the table, let the Cornish Rex stand on its own – It will show itself
- They are extremely willing to play with minimal encouragement
- Give a light stroke along the spine to coax it to arch up
- Never pin a Cornish Rex, this is very constricting and may be viewed as threatening to the cat

# *Cornish Rex*

## Handling Tips

### The Last LOOK !

- If the Cornish Rex fails to show its arched back and long legs on the judging table ...Don't turn away! When you put a Rex back into its cage that's when you really will see the cat show off. Watch the cat as it gets its balance and as it shows off its legs and tuck-up.

*Cornish Rex*

The end.....